




SPECIFICATIONS

1. D-SUB
 - 1.1 Voltage: 250 VAC(RMS) Max.
 - 1.2 Current Rating: 3 Ampere per Contact
 - 1.3 Contact Resistance: 25 Milliohms Max.
 - 1.4 Insulation Resistance: 5000 Megohms Min.
 - 1.5 Dielectric Withstanding Voltage: 1000 VAC(RMS)
 - 1.6 Total Mating Force: 4.0 Kgf Max.
 - 1.7 Total Unmating Force: 1.0 Kgf Min.
 - 1.8 Operating Temperature: -55°C to +85°C
2. VGA
 - 2.1 Voltage: 250 VAC(RMS) Max.
 - 2.2 Current Rating: 3 Ampere per Contact
 - 2.3 Contact Resistance: 25 Milliohms Max.
 - 2.4 Insulation Resistance: 5000 Megohms Min.
 - 2.5 Dielectric Withstanding Voltage: 1000 VAC(RMS)
 - 2.6 Total Mating Force: 6.0 Kgf Max.
 - 2.7 Total Unmating Force: 1.2 Kgf Min.
 - 2.8 Operating Temperature: -55°C to +85°C

NOTES

1. MATERIAL:
 - Housing(UPPER):PBT, UL 94V-0, Color:Black
 - Housing(LOWER):PBT, UL 94V-0, Color:Blue
 - Connecting Pedestal:PBT, UL 94V-0, Color:Black
 - Terminal:Copper Alloy.
 - Shell:SPCC.
 - Boardlock:Copper Alloy.
 - Bracket:Zinc Alloy.
2. FINISH:
 - Terminal:Gold Plated over Nickel at Contact Area.
 - Tin Plated over Nickel at Solder Area.
 - Shell:Nickel Plated.
 - Boardlock:Tin Plated.
 - Bracket:Nickel Plated.
 - Screw:Nickel Plated.
3. This Product is LEAD-FREE & RoHS Compliance Product.

 深圳市华宇创精密电子有限公司			
TOLERANCE: X.X ±0.30 X.XX ±0.25 X.XXX ±0.15 X' ±2' X.X' ±0.5'	DRAWN BY : 陈一鸣	DATE : 2014-02-23	PART NAME: DR9母 对 HDR15母 间距19.05 锁螺丝
	CHECKED BY: 马跃	DATE : 2014-02-23	PART NO. HVC103-VGA24B-195
  UNIT: mm [inch] SCALE:1:1 SIZE: A4	APPROVED BY: 邱敏	DATE : 2014-02-23	MOLD NO. /
			DRAW NO: HVC-2605121004
			SHEET NO. 1 OF 1